

ORGANIZER: Seti

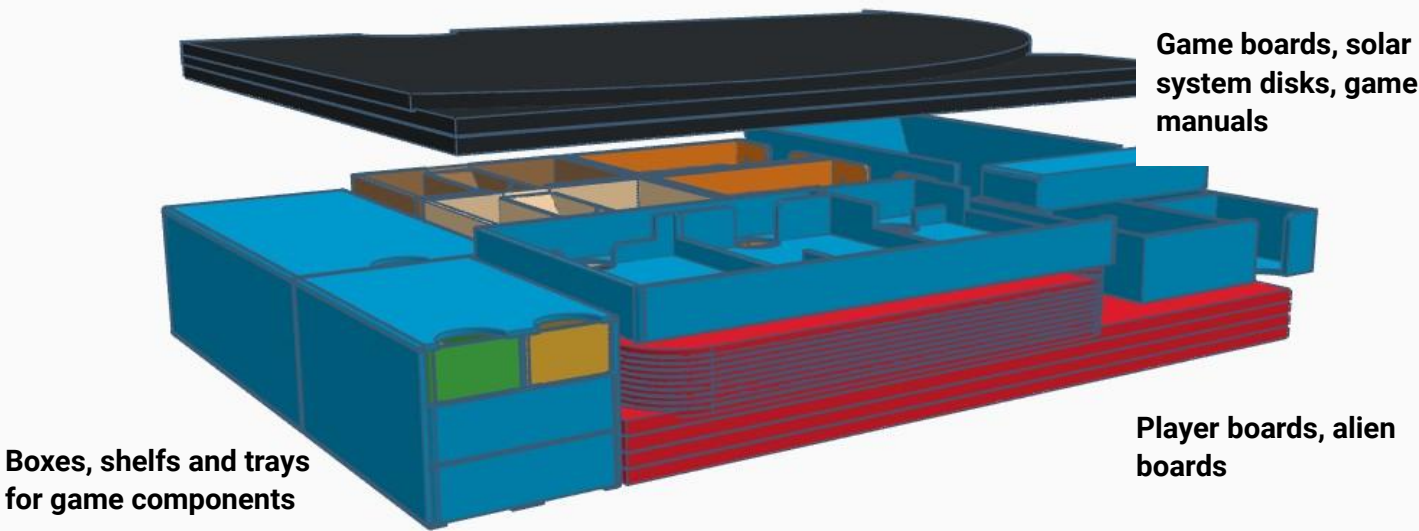
Compatible with Seti (2024) a Seti: Space Agencies (2025) expansion



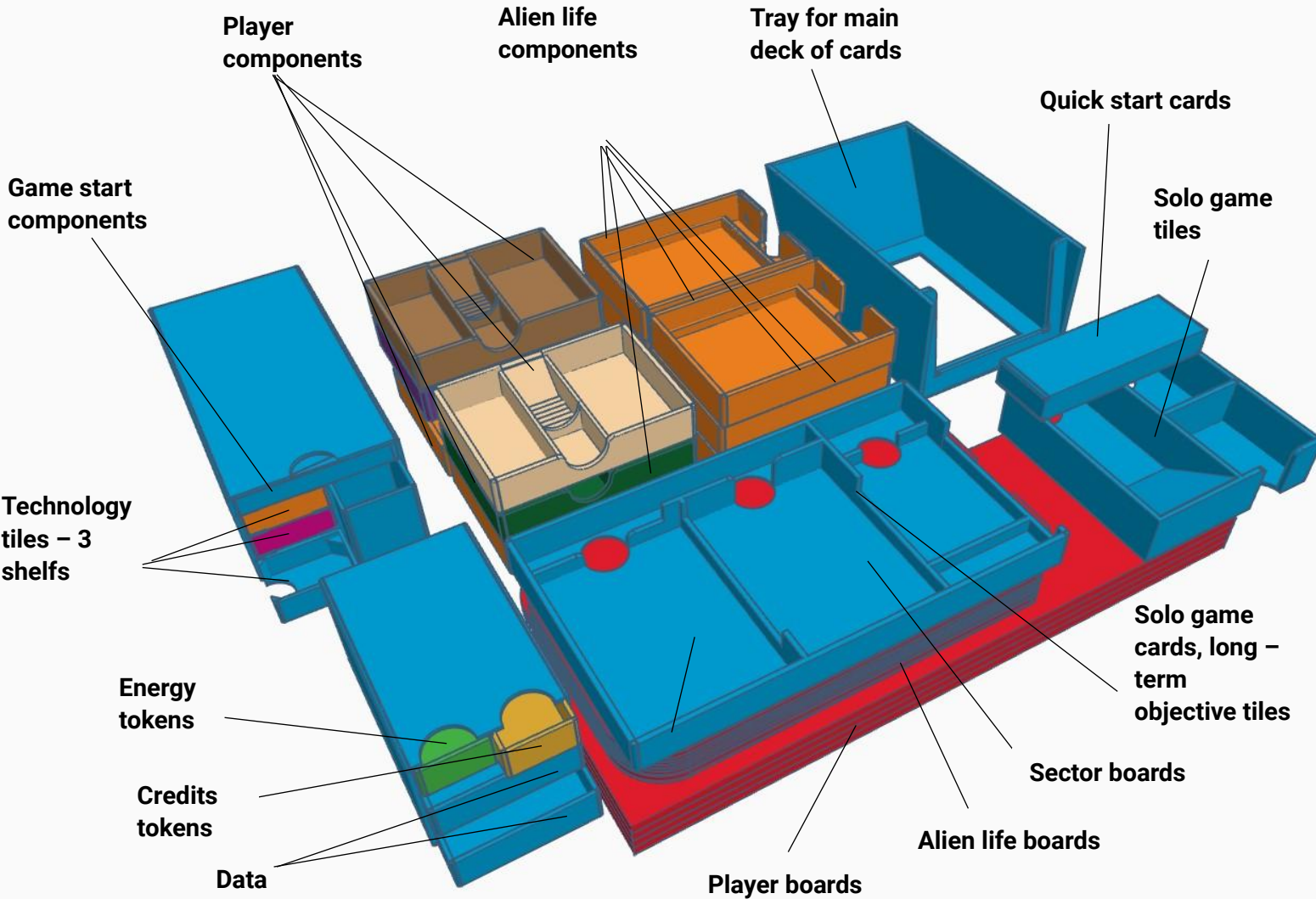
Contents

1. 4 boxes for player components
2. 8 boxes for alien life components and alien life cards
3. 1 tray for cards + divider (separating expansion from base game if needed)
4. 1 box for quick start cards
5. 1 box (5 shelves, 2 boxes) for technology tiles, starting components, Sun, signal tokens, Xenolab tiles, Futurespan token
6. 1 box (4 shelves) for credits, energy and data
7. 2 boxes for solo game components and sector boards
8. instructions manual

LAYOUT OF COMPONENTS IN THE GAME BOX



LAYOUT AND CONTENTS OF THE BOXES AND TRAYS





Box for player components

- boxes have compartments for probe figures, markers, publicity and score counters, starting credit and energy tokens and point token
- income card covers the top of the player component box



boxes for alien life components and alien life cards

- bottom of the box has compartment for alien life tokens
- alien life cards cover the box
- three additional boxes are for the new alien life components from SETI:Space Agencies expansion




Box (with 5 shelves) for technology tiles, start of game components and Sun

- 3 shelves for technology tiles can be directly placed on Tech Board during the game setup
- 1 shelf for gold scoring tiles, solar system rotation tokens and starting player marker
- Sun, signal tokens, Xenolab tiles, Futurespan token from the SETI:Space Agencies expansion are in separate shelf. Signal tokens, Xenolab tiles, Futurespan token are placed in removable containers.



Box (4 shelves) for credits, energy and data

- 2 boxes for data, 2 boxes for energy and credit tokens. In case of larger game table, consider mixing credits and data in each of the smaller boxes, to be able to place it at opposite sides of game table



Card tray

1. cards from base game and expansion (sleeved) can fit in the tray. It is possible to separate base game and expansion cards with the divider.
2. Organizations boards are placed on top of game cards
3. card tray can be placed vertically to provide a stable card stack




Place for sector boards

- sector boards are placed in the compartment at the top of solo cards box



Solo game play storage

1. solo objective tiles are in the separate box, divided by level
2. solo objective cards and long – term objectives are in separate box



Order of placement for various game boards

1. tech board
2. planetary board
3. solar system board
4. solar system discs
5. Space agencies rulebook, Glyphids alien board, alien rule sheets
6. Seti rulebook



Boxes and trays inside the game box (game boards and rulebooks not shown)



Components of the game and expansions can fit inside without a deck lift. Game can be stored vertically when tightly closed.